

2014 ANNUAL WATER QUALITY REPORT



TAYLORSVILLE – BENNION IMPROVEMENT DISTRICT


WATER CONSERVATION BEGINS WITH YOU!

“A typical Utah household will use twice as much water outside as necessary!” According to the Utah Division of Water Resources. When it comes to outdoor water use consider the following questions:


1. How many times a week do you water your lawn?
2. How long is the water on per watering session?
3. When was the last time you inspected your irrigation system to ensure that all sprinkler heads were functioning properly?
4. What percentage of your landscape is turf?
5. How many times a week is water used of outdoor activities besides watering? (Filling up a pool, washing car, etc.)

It is recommended that:


Can you have both a
Beautiful Lawn and a **Low Water Bill?**

How Often?		When?	How Long?	
Mother's Day <small>(start watering)</small>	Once every 5 days	Before 8 am or After 8 pm	Fixed	Rotating
Father's Day	Once every 3 days			
Labor Day	Once every 5 days		25 minutes	45 minutes
Columbus Day <small>(stop watering)</small>	Winterize			

Yes!
Here's how:



www.slowtheflow.org



www.ConservationGardenPark.org

Suggested Watering Guide for Central/Northern Utah

Taylorsville-Bennion has worked with Jordan Valley Water Conservancy District to provide the Conservation Garden Park promoting conservation. The Garden is located at 8215 South 1300 West and open Monday thru Saturday 8 a.m. to 8 p.m.

FOR ADDITIONAL INFORMATION, VISIT THE FOLLOWING WEB SITES:

Taylorsville-Bennion Improvement District www.tbid.org, Jordan Valley Water Conservancy District www.jvwcd.org or the State of Utah www.conservewater.utah.gov.

If you have any questions about this report or concerning your water utility, please contact the District's office at (801) 968-9081.

TEST RESULTS

THE FOLLOWING TABLE SHOWS THE RESULTS OF OUR MONITORING FOR THE PERIOD OF JANUARY 1ST TO DECEMBER 31ST, 2014.

Contaminant	Violation Y/N	Level Detected ND/Low-High	Unit Measurement	MCLG	MCL	Date Sampled	Likely Source of Contamination
-------------	---------------	----------------------------	------------------	------	-----	--------------	--------------------------------

MICROBIOLOGICAL CONTAMINANTS

Total Coliform Bacteria	N	< 5%	N/A	0	Presence of coliform bacteria in 5% of monthly samples	Jan-Dec 2014	Naturally present in the environment
Fecal Coliform and <i>E. Coli</i>	N	ND	N/A	0	A routine sample and repeat sample are total coliform positive, and one is also fecal coliform or <i>E. Coli</i> positive	Jan-Dec 2014	Human and animal fecal waste
Turbidity for Ground Water	N	0.09 – 1.0	NTU	N/A	5	2014	Soil runoff
Turbidity for Surface Water	N	0.03 – .74	NTU	N/A	0.5 in at least 95% of the samples and must never exceed 5.0	2014	Soil Runoff

RADIOACTIVE CONTAMINANTS

Alpha emitters	N	-2.1 – 12.0	pCi/L	N/A	15	2014	Erosion of natural deposits
Beta/photon emitters	N	-0.2 – 14.0	pCi/L	N/A	50	2014	Decay of natural and man-made deposits
Combined Radium	N	ND – 3.11	pCi/L	N/A	5	2014	Decay of natural and man-made deposits

INORGANIC CONTAMINANTS

Arsenic	N	ND – 3.2	ppb	N/A	10	2014	Erosion of natural deposits
Barium	N	ND – 172	ppb	2000	2000	2014	Erosion of natural deposits
Copper a) 90% results b) # of sites that exceed the AL	N	a) 187 b) 0	ppb	1300	AL=1300	2014	Corrosion of household plumbing systems
Fluoride	N	0.2 – 1.0	ppm	4	4	2014	Erosion of natural deposits
Lead a) 90% results b) # of sites that exceed the AL	N	a) 3.0 b) 0	ppb	0	AL=15	2014	Corrosion of household plumbing systems
Mercury	N	ND – 0.20	ppb	2	2	2014	Erosion of natural deposits
Nitrate (as Nitrogen)	N	ND – 3.7	ppm	10	10	2014	Excess fertilization
Selenium	N	ND – 3.8	ppb	50	50	2014	Erosion of natural deposits
Sodium	N	5.4 – 79.9	ppm	No MCLG or MCL has been established by the EPA		2014	Erosion of natural deposits
Sulfate	N	14 – 104	ppm	500	1000	2014	Erosion of natural deposits
TDS (Total Dissolved Solids)	N	108 – 688	ppm	1000	2000	2014	Erosion of natural deposits

DISINFECTION BY-PRODUCTS

TTHM (Total Trihalomethanes)	N	ND – 84.5 Avg. 22.2	ppb	N/A	80	2014	The high maximum result is not a violation. Violations are determined by annual average. By-product of drinking water chlorination
HAA5	N	ND – 51.9 Avg. 15.7	ppb	N/A	60	2014	By-product of drinking water chlorination

HOW TO READ THE CHART

TABLE Definitions & Abbreviations

ND/Low - High - The lowest and highest values detected in multiple sources.

Date - Because of required sampling time frames i.e. yearly, 3 years, 4 years and 6 years, sampling dates “may” seem out of date.

(ND) Non-Detects - Laboratory analysis indicates that the constituent is not present.

(NE) Not Established

(ppm) Parts per million

(ppb) Parts per billion

(ppt) Parts per trillion

(pCi/L) Picocuries per liter - A measure of the radioactivity in water.

(NTU) Nephelometric Turbidity Unit - A measure of the clarity of water.



(AL) Action Level - The concentration of a contaminant which, if exceeded, triggers treatment or other requirements which a water system must follow.

(MCL) Maximum Contaminant Level - The “Maximum Allowed” (MCL) is the highest level of a contaminant that is allowed in drinking water. MCLs are set as close to the MCLGs as feasible using the best available treatment technology.

(MCLG) Maximum Contaminant Level Goal - The “Goal” (MCLG) is the level of a contaminant in drinking water below which there is no known or expected risk to health. MCLGs allow for a margin of safety.

NEED MORE INFO?

As shown by the Test Results table, the District had no violations. Your drinking water meets or exceeds all Federal and State requirements. Through monitoring and testing some constituents have been detected. The EPA has determined that your water IS SAFE at these levels.

In addition to the sampling outlined in the Test Results table, Taylorsville-Bennion samples for Volatile Organic Chemicals, Pesticides, Unregulated Organic Chemicals and Unregulated Pesticides. The District is continually monitoring for over 120 different drinking water contaminants. These additional chemicals were not detected. If you would like a list of the specific Pesticides and/or Organic Chemicals that we sampled for, please contact our office at 968-9081.



DRINKING WATER SOURCE PROTECTION PLAN

Taylorsville-Bennion Improvement District has a Drinking Water Source Protection Plan that has been developed to minimize or eliminate any potential pollution to the water supply. It also provides more information such as potential sources of contamination, our source protection areas, and management strategies. It has been determined the District has a low-medium susceptibility level to potential sources of contamination, such as the use of home fertilizers or leaking under ground storage tanks. If you have any questions or concerns about this program please call our office at (801) 968-9081.

The protection of groundwater resources takes the effort of everyone who lives in the Salt Lake Valley. Proper use and disposal of fertilizer, pesticides, used motor oil and paints are one area that you can make a difference. More information on managing household hazardous waste can be obtained by contacting Salt Lake Valley Health Department at (801) 313-6697.

SOURCES OF POTENTIAL CONTAMINATION

One source that is often overlooked, but has the potential to become a very serious threat, is the household garden hose. When used for cleaning drains, applying landscape chemicals, using a pressure washer or even just left lying where drainage accumulates, a garden hose can create a hazard to your health. Contaminated water, under the right conditions, may be back-siphoned into your drinking water through your hose. To prevent this from happening at your home you can easily install a Hose Bib Vacuum Breaker on your outside hose faucets. This device is specifically designed to keep undesirable substances from entering into your drinking water. This simple step can help protect everyone's water from becoming contaminated. Hose Bib Vacuum Breakers can be purchased from most home improvement and plumbing supply stores.

If you have any questions about this report or concerning your water utility, please contact the District's office at (801) 968-9081.

ADDITIONAL EXPLANATIONS

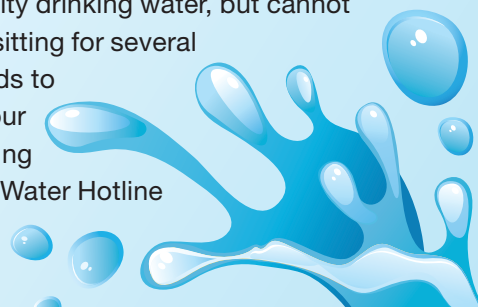
While your drinking water meets EPA's standard for arsenic, it does contain low levels of arsenic. EPA's standard balances the current understanding of arsenic's possible health effects against the costs of removing arsenic from drinking water. EPA continues to research the health effects of low levels of arsenic which is a mineral known to cause cancer in humans at high concentrations and is linked to other health effects such as skin damage and circulatory problems.

FLUORIDATION

In accordance with the Salt Lake Valley Health Department, Taylorsville-Bennion Improvement District has been adding fluoride to your drinking water since October 1, 2003. The amount added by the District combines with the naturally occurring fluoride in your water to provide a concentration level of approximately 0.7 mg/l at your tap.

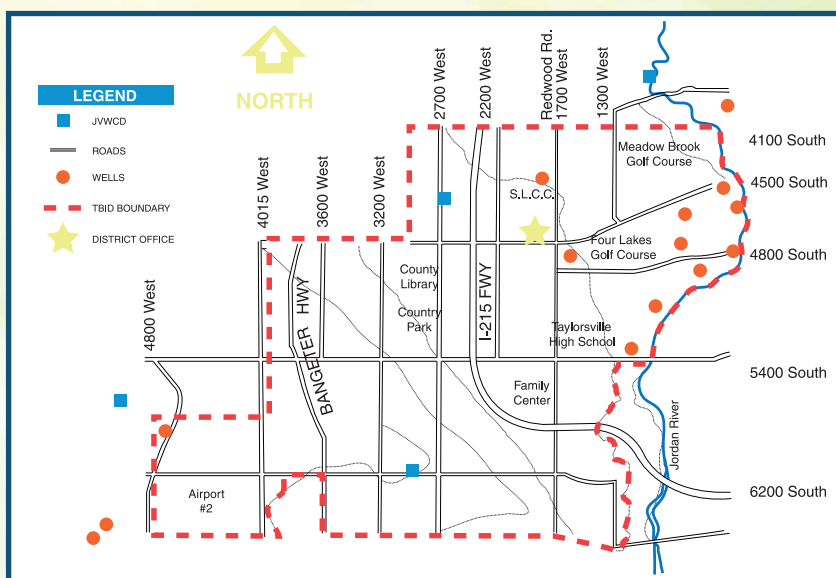
LEAD IN HOME PLUMBING

If present, elevated levels of lead can cause serious health problems, especially for pregnant women and young children. Lead in drinking water is primarily from materials and components associated with service lines and home plumbing. Taylorsville-Bennion Improvement District is responsible for providing high quality drinking water, but cannot control the variety of materials used in plumbing components. When your water has been sitting for several hours, you can minimize the potential for lead exposure by flushing your tap for 30 seconds to 2 minutes before using water for drinking or cooking. If you are concerned about lead in your water, you may wish to have your water tested. Information on lead in drinking water, testing methods, and steps you can take to minimize exposure is available from the Safe Drinking Water Hotline 1-800-426-4791 or at www.epa.gov/safewater/lead.



WHERE DOES YOUR WATER COME FROM?

The majority of the District's water supply is pumped from wells that draw from the Salt Lake Valley Principal Aquifer. On occasion additional water supplies are purchased from Jordan Valley Water Conservancy District (JVWCD). Water received from the JVWCD is treated surface water primarily from the Deer Creek and Jordanelle Reservoirs.



IMPORTANT HEALTH INFORMATION

All sources of drinking water are subject to potential contamination by constituents that are naturally occurring or are man made. Those constituents can be microbes, organic or inorganic chemicals, or radioactive materials. All drinking water, including bottled water, may reasonably be expected to contain at least small amounts of some contaminants. The presence of contaminants does not necessarily indicate that the water poses a health risk. More information about contaminants and potential health effects can be obtained by calling the Environmental Protection Agency's Safe Drinking Water Hotline at 1-800-426-4791.

The Maximum Contaminant Levels (MCLs) are set at very stringent levels. To understand the possible health effects described for many regulated constituents, a person would have to drink two liters of water every day at the MCL level for a lifetime to have a one-in-a-million chance of having the described health effect.

Some people may be more vulnerable to contaminants in drinking water than the general population. Immuno-compromised persons such as persons with cancer undergoing chemotherapy, persons who have undergone organ transplants, people with HIV/AIDS or other immune system disorders, some elderly, and infants can be particularly at risk from infections. These people should seek advice about drinking water from their health care providers. EPA/CDC guidelines on appropriate means to lessen the risk of infection by cryptosporidium and other microbiological contaminants are

available from the Safe Drinking Water Hotline (800-426-4791).

Cryptosporidium is a microbial parasite which is found in surface water. Because Taylorville Bennion Improvement District only uses ground water, we do not sample for cryptosporidium, but the wholesale surface water from Jordan Valley Water Conservancy District (JVWCD) has been tested for its presence. JVWCD has reported to the District that they have not found any cryptosporidium in their water

DISTRICT INFORMATION

Taylorville-Bennion Improvement District employees work around the clock to provide safe drinking water to every tap. If you have any questions or concerns about your drinking water quality, you can visit or call our office at (801) 968-9081 between the hours 7.30 a.m. and 4.30 p.m.

Our regularly scheduled board meetings are held on the third Wednesday of each month at 3:00 p.m. in the District's offices located at 1800 West 4700 South. Because the exact time of each month's meetings can change, please call the office at (801) 968-9081 to verify the current month's scheduled meeting time.

Taylorville-Bennion Improvement District is a proud member of the following professional organizations:

